

教城×卓師會教師專業發展系列：「學習投入・投入學習的混合式教學策略」網上研討會

利用電子學習令學生投入課堂： 我的策略分享

June 9, 2021

•施敏文博士

•香港中文大學教育學院課程與教學學系名譽專業顧問

One of my key
observations
from my TP visits

- If there is no student engagement, there is no teaching and learning.

Then, on Feb 12, 2020

寄件者: Academic and Quality Section (AQS) <aqs@cuhk.edu.hk>

寄件日期: 2020年2月12日 18:05W

主旨: Points to note when conducting ZOOM online teaching and folder managed by AQS

Dear Colleagues,

Subsequent to the announcements made by various units of the University, including the Pro-Vice-Chancellor (Education), Registrar's Office, Academic and Quality Section (AQS), Registration and Examinations Section, Library, Communications and Public Relations Office etc. since the end of January 2020, teachers should by now be well-prepared for offering ZOOM online classes, which will commence on 17 February 2020.

This message serves to provide further information on points to note when conducting ZOOM online teaching, and on the means to consolidate the information that have been provided to teachers so far.


Then, my search for online student engagement strategies ...

coursera Explore ▾ remote teaching 🔍

Showing 53 total results for "remote teaching"

Filter By

Language ▾ Level ▾ Duration ▾ Skills ▾ Partner

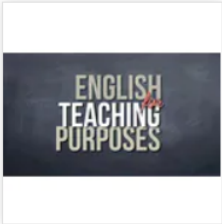


Mastering Remote Work and Online Study in U.S. in the post-COVID
The State University of New York

COURSE

★★★★☆ 4.1 (12) | 3.6K students

Beginner




English for Teaching Purposes
Universitat Autònoma de Barcelona

COURSE

★★★★☆ 4.6 (312) | 56K students


Mixed



K-12 Blended & Online Learning
University System of Georgia


COURSE


<https://www.coursera.org/learn/teaching-strategies?specialization=virtual-teacher>

 [Explore](#) 

[Browse](#) > [Social Sciences](#) > [Education](#)

Advanced Instructional Strategies in the Virtual Classroom

 4.5 314 ratings [Share](#)

 Racquel Stephens

Part of the **5-course series** [Virtual Teacher Specialization](#)


Enroll

Starts Jul 29



Students browse: www.coursera.org/learn/teaching-strategies?specialization=virtual-...

https://www.coursera.org/learn/teach-online?recoOrder=19&utm_medium=email&utm_source=recommendations&utm_campaign=wW_t4M4TEeqQkuFCR22fJA#syllabus


 [Explore](#)

[Browse](#) > [Social Sciences](#) > [Education](#)

Free

Learning to Teach Online

★★★★★ 4.8 1,628 ratings [Share](#)

 Associate Professor Simon McIntyre [+1 more instructor](#)

Enroll for Free
Starts Jul 29

Financial aid available

96,977 already enrolled

Included with **coursera PLUS**

Unlimited access to 3,000+ courses, Specializations and Pro

Looking for tips from Web articles, but ...

<https://elearningindustry.com/tips-keep-learners-engaged-during-virtual-training-session>




By Suresh Kumar DN
April 13, 2021 | Sponsored
4 minutes to read



VIRTUAL TRAINING

3 Tips To Keep Learners Engaged During A Virtual Training Session

Virtual training sessions are here to stay. With organizations reaping the benefits of going virtual, it will be a mainstay for training in the years to come. In this article, we will look at 3 tips to keep learners engaged during a virtual training session.



Tip 1: Make The Sessions Lively, Engaging, And Not Overly Long

The first principle or the first rule is to ensure that the sessions are engaging. A good dose of participation from the learners. You can do this by engaging in an activity or a game; steer away from the lecture-only mode. It's not easy to get a participant in a virtual-only mode unlike in a closed-door face-to-face session.

A virtual session should not be longer than 45 minutes. There must be a break of 5 minutes before you can move on to the next session. If the first session works well in all aspects, ensure that the second session is activity-based. This way, the session is not set up being boring or monotonous. We have seen many webinars that are too long.

My classes
are 3 hours
long!

My exploration culminated in a Dynalist:

<https://dynamlist.io/d/ym3-WI30X6-baR2Qv5rUnoWh>



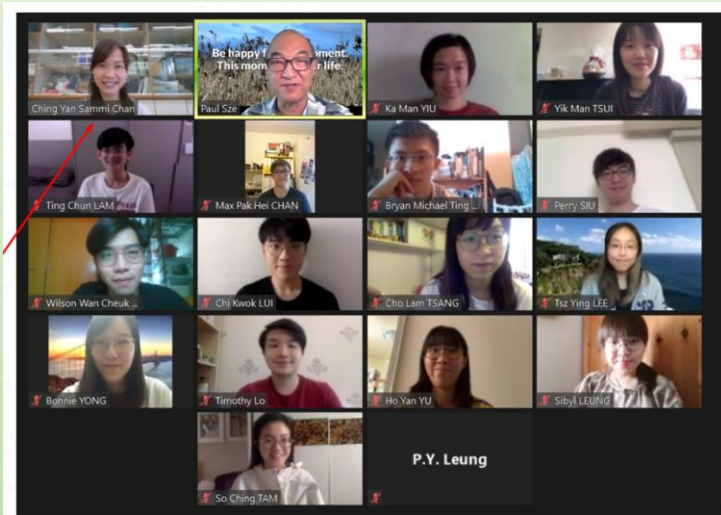
Apps for Engaging Learners in Remote and F2F Learning

- I. Polls and short quizzes
- II. Whole-class Brainstorming and Sharing of Ideas
- III. Displaying students' Work and Students sharing their work with whole class
- IV. Discussing and Commenting
- V. Microlearning units
- VI. Hyperdoc worksheets
- VII. Standalone interactive tasks
- VIII. Short interactive teacher-led presentations



My current teaching situation:

ONLINE



FACE-TO-FACE

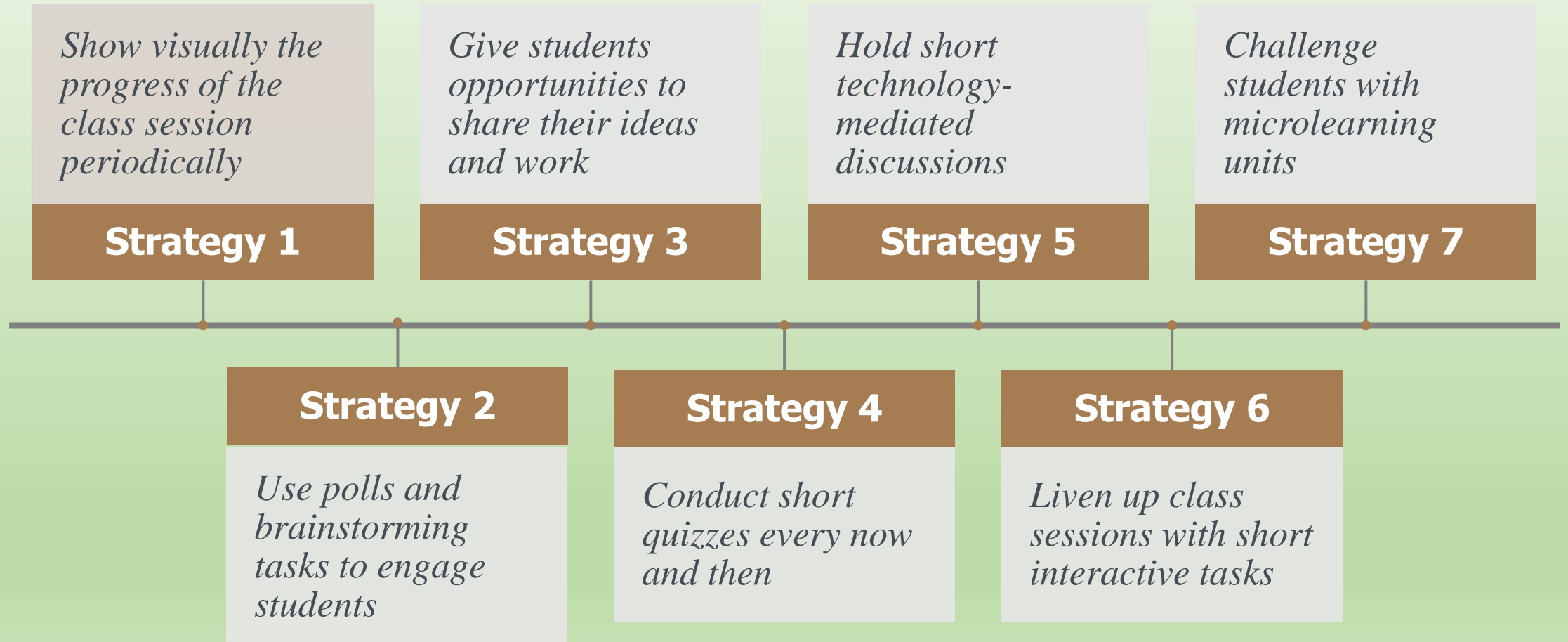


A PLEASANT DISCOVERY: *Many of those technology-mediated strategies work equally well in both settings, because ...*

It's the pedagogy, not
technology



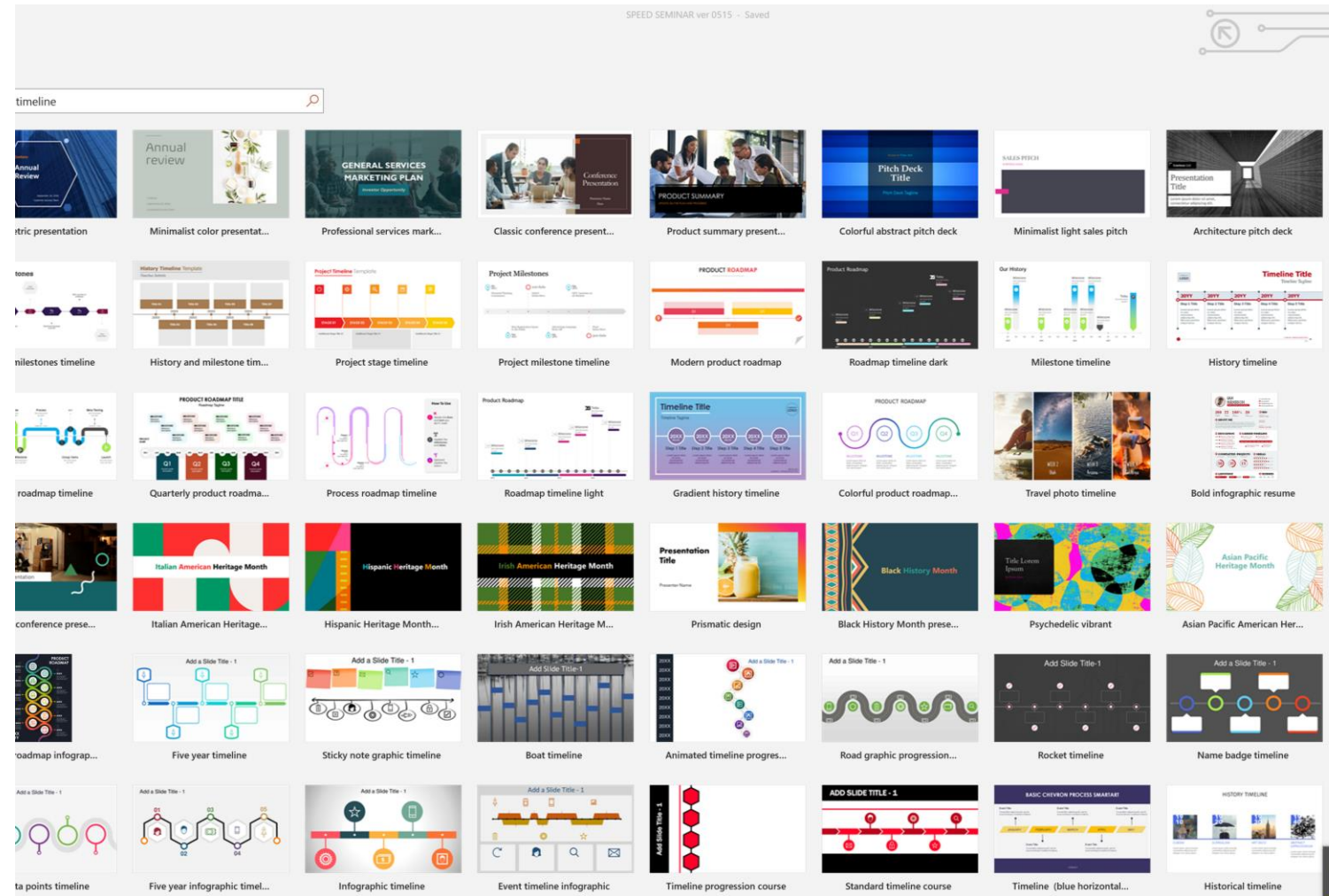
7 strategies





Strategy 1

Show visually the progress of the class session periodically



Example 1.1: PPT timeline templates

Exploring Modality

GROUP
PRESENTATION

NEGATION
OF
MODALS

What is
modality

Modal
Meanings

POLITENESS
AS ONE
FUNCTION

Example 1.2: Prezi's

[https://prezi.com/view/
V8RWgibS8w0Zfd4ZSrV
4](https://prezi.com/view/V8RWgibS8w0Zfd4ZSrV4)

Sutori

Stories

Students

Resources



PS Paul Sze

Present

Share

...

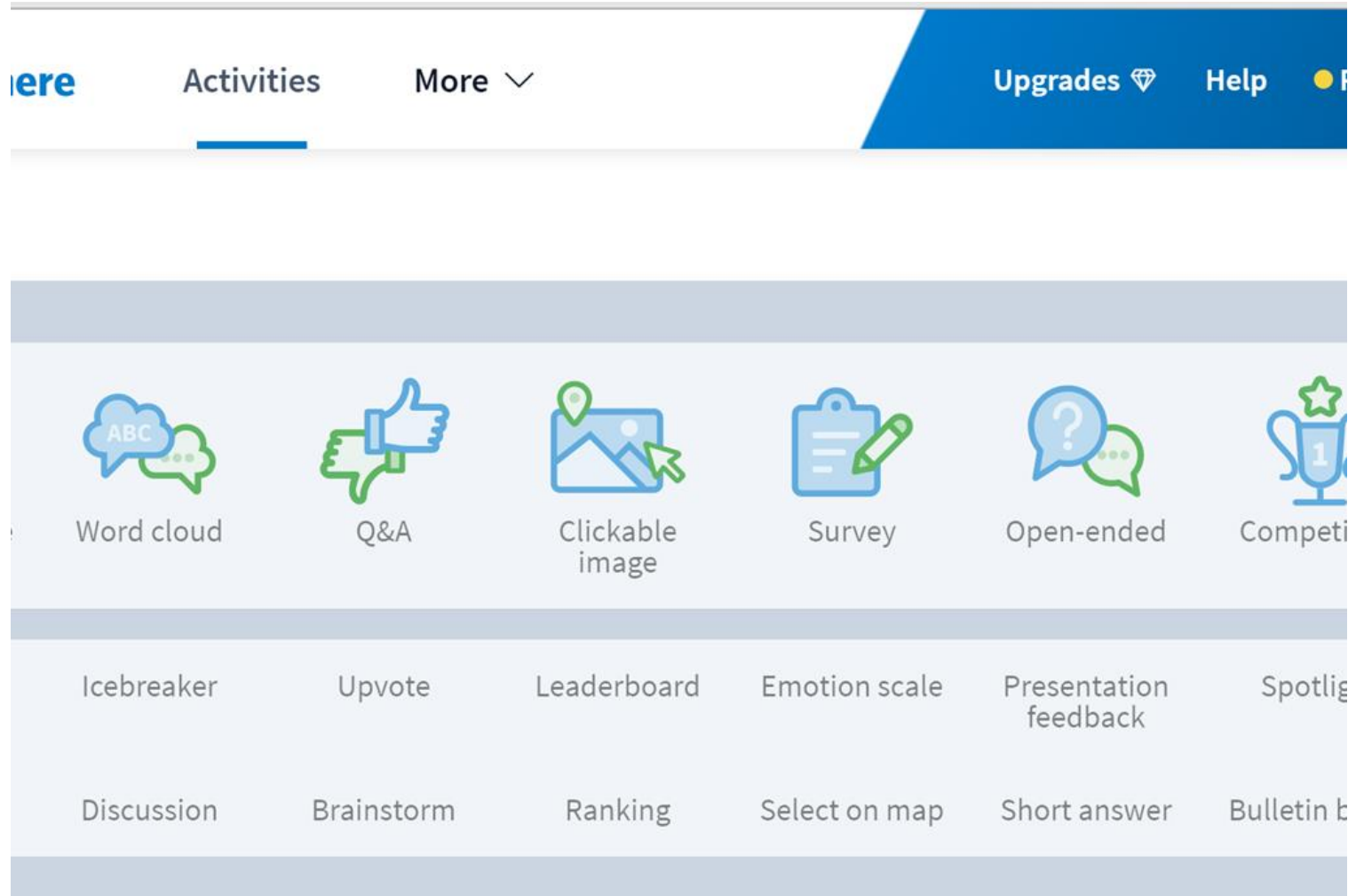
Effective Teaching Strategies in Online and Face-to-face Classes

Example 1.3:
Sutori
Timeline



Strategy 2

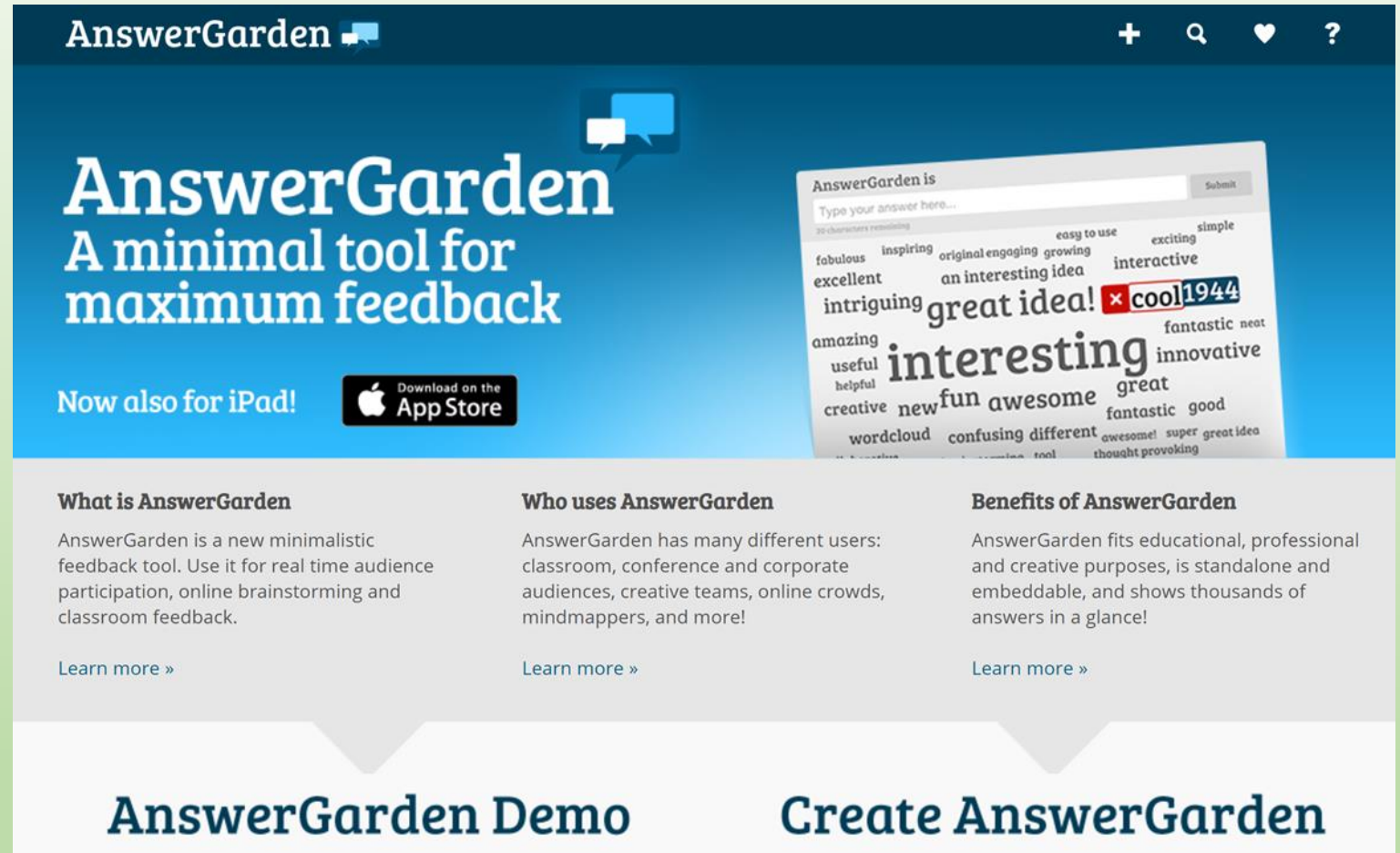
Use Polls and
Brainstorming Tasks to
Engage Students



Example 2.1:
How are you
feeling at
this time of
the semester?
(App: Poll
Everywhere)

App: AnswerGarden

Example 2.3:
What places,
countries, cities,
etc., would you
first visit when
Covid-19 is over?



The screenshot shows the AnswerGarden website. At the top, the logo "AnswerGarden" is displayed with a speech bubble icon. To the right are navigation icons: a plus sign, a magnifying glass, a heart, and a question mark. The main header features the text "AnswerGarden" in large white font, followed by "A minimal tool for maximum feedback" in a smaller white font. Below this, it says "Now also for iPad!" and includes a "Download on the App Store" button. To the right of the text is a graphic of a smartphone displaying the AnswerGarden interface with a word cloud. The word cloud includes terms like "interesting", "great idea!", "cool", "awesome", "fun", "innovative", "fantastic", "good", "great", "helpful", "creative", "new", "wordcloud", "confusing", "different", "awesome!", "super", "great idea", "thought provoking", "amazing", "useful", "intriguing", "excellent", "fabulous", "inspiring", "original", "engaging", "growing", "interactive", "easy to use", "exciting", "simple", "neat", "innovative", "great", "cool", "awesome", "fun", "new", "wordcloud", "confusing", "different", "awesome!", "super", "great idea", "thought provoking".

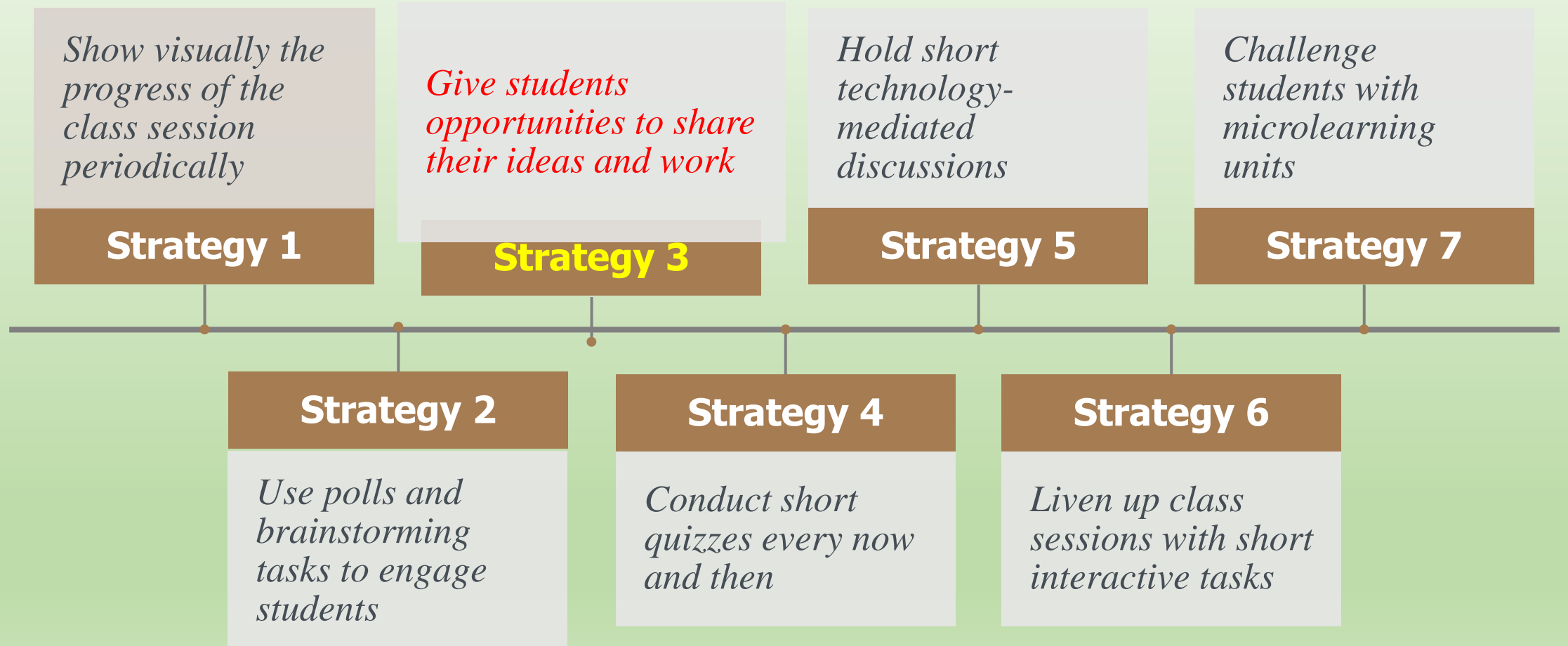
What is AnswerGarden
AnswerGarden is a new minimalistic feedback tool. Use it for real time audience participation, online brainstorming and classroom feedback.
[Learn more »](#)

Who uses AnswerGarden
AnswerGarden has many different users: classroom, conference and corporate audiences, creative teams, online crowds, mindmappers, and more!
[Learn more »](#)

Benefits of AnswerGarden
AnswerGarden fits educational, professional and creative purposes, is standalone and embeddable, and shows thousands of answers in a glance!
[Learn more »](#)

AnswerGarden Demo **Create AnswerGarden**

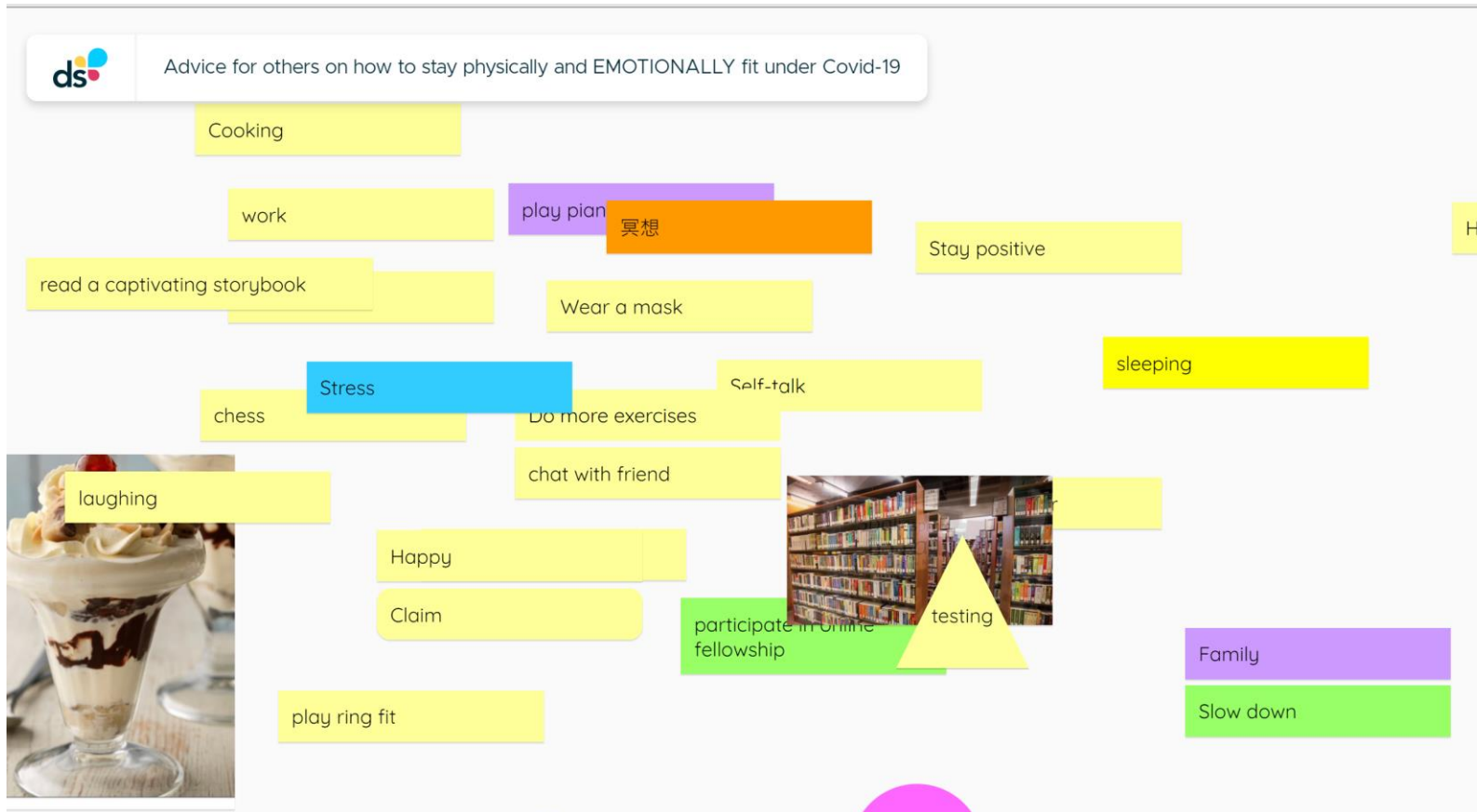
7 strategies





Strategy 3

Give students
opportunities to share
their ideas and work



Example 3.1: *What advice do you have for others to stay emotionally and physically fit under Covid-19?*

App: Dotstorming

<https://dotstorming.com/w/607fe3107803837861c27015>

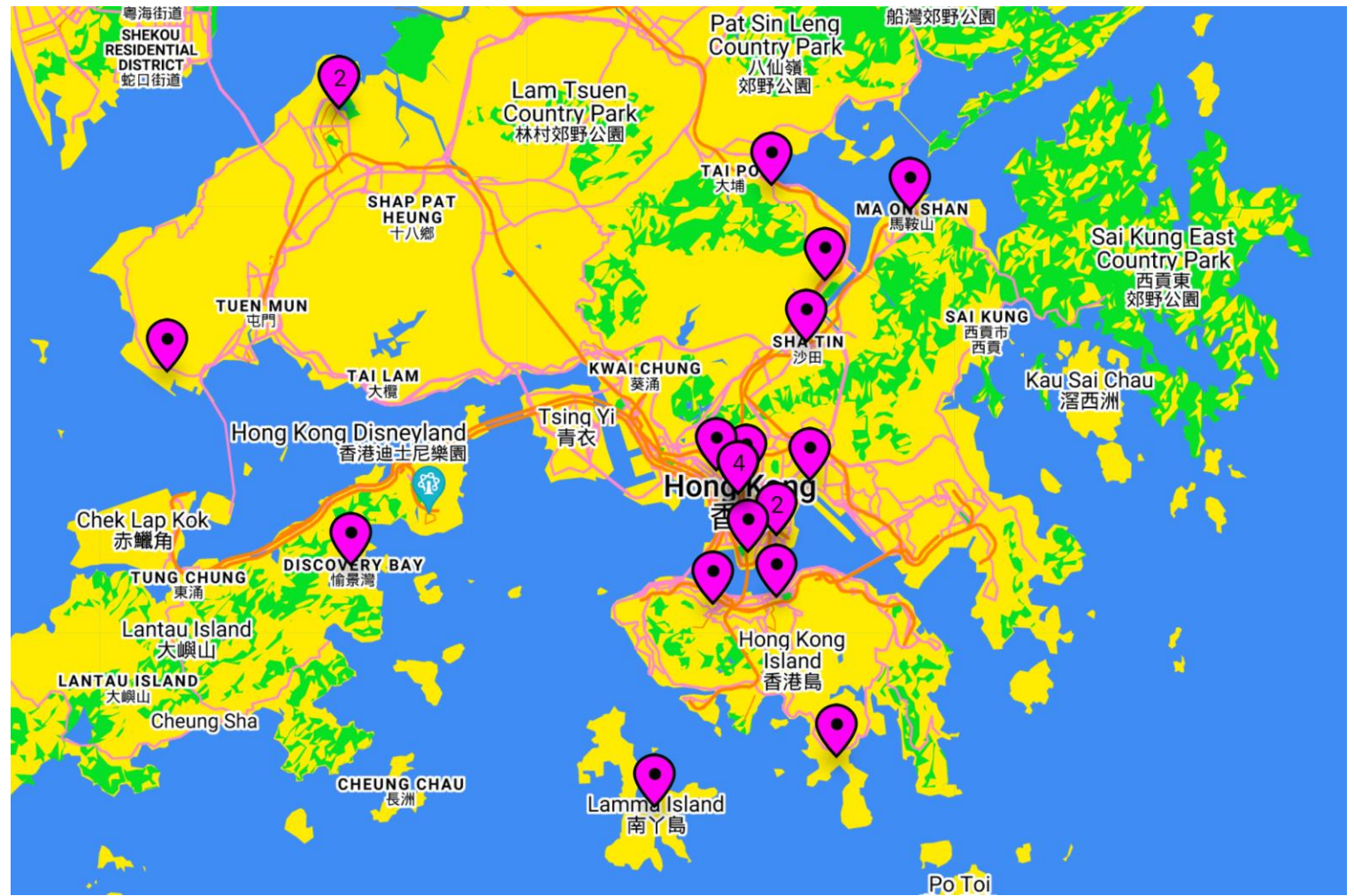
Example 3.2: Draw a plan of your ideal classroom setting.

App: Whiteboard.fi



Example 3.3: One interesting place you would recommend to visitors to HK for a visit.

App: Padlet Map



Example 3.4 Padlet display board for groupwork

padlet

paulsze + 17 • 10d

SCT 20-21 group work display board

Made with ♥

Group 1: Samuel, Cindy, Rylee, Kaylin

Conditional Sentences
Identify whether the conditional sentenc...
learningapps.org

Possible Destination	Ocean Park	Hong Kong Wetland Park
How to get there	Mtr, bus, minibus	Bus, Minibus, School Coach
What to do there	Ride the roller coaster, go on the drop tower,	Picnic, bird-watching, observing the wildlife, such as looking at crocodile Pui Pui

[Group 1] Group Activity: Wksht Destin...
by Samuel Chang

Group 2: Brian, Thalia, Charles, Ruth,

Ruth, Thalia, Br
IN pairs, students will use the pictures to conduct a pract

Student A (pointing to Picture 1): What do you like hav
a?

Student B: I like having (a .../some ...).

Ruth's group
by Charles Mong
google docs

<https://learningapps.org/display?v=pjg9p9qta20>

Group 3: Selina, Tracy, Edmond

Student A (pointing to Picture 1): What do you like hav
a?

Student B: I like having (a .../some ...).

Copy of What do you like having when y...
by Edmond Wong
google docs

Sorting Task

Personal Pronouns

Group 4: Chelsea, Gaga, Nicholas

edit
docs.google.com

Prepositions of Time
Classify the following words under the m...
learningapps.org

Destination for a Class Outing



Strategy 4

Conduct Short Quizzes
every now and then.



Example 4.1: Which
continents are these 7
Wonders in?

App: Socrative:

<https://b.socrative.com/login/student/>



Example 4.2: Wildlife animals in HK.

App: Quizziz

- <https://quizizz.com/join/presentation/609c9636b5986a001d02e95c/start?studentShare=true>



Strategy 5

Hold short technology-mediated discussions

Example 5.1: Flipgrid
discussion (spoken)
<http://flipgrid.com/>





Example 5.1 - My attempt: *Share your thoughts on the approach adopted by the teacher in Video 3.*

[Discussion](#) [Discovery](#) [Activity](#) [Mixtapes](#) [Shorts](#)

[Discussion](#) > [Gp R](#) > Video 3: Your thoughts

Nov 7, 2019

Video 3: Your thoughts  


11 responses • 158 views • 0 comments • 3.6 hours of engagement

How would you comment on the performance of the 2 students in Video 3?

[View as student](#) Join Code: b3768d72

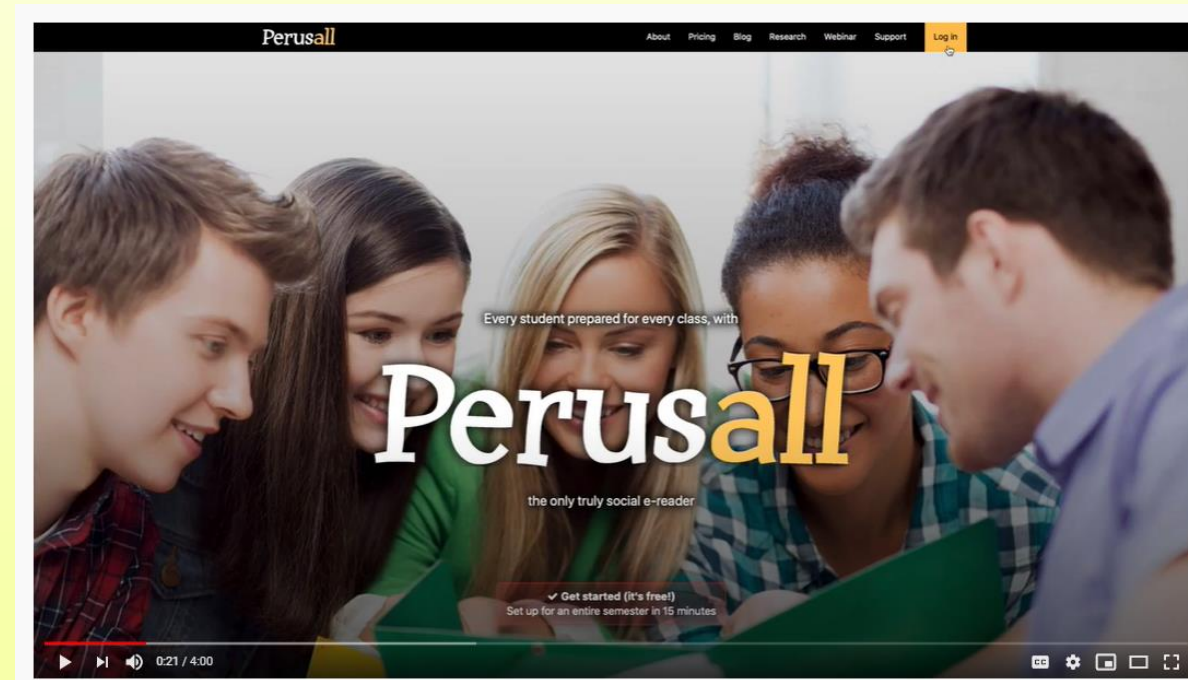
Share

Actions ▾



Example 5.2: a Perusall discussion (written)

<http://perusal.com/>



Example 5.2: My attempt: *Your thoughts on the design of this poster*

+ Add assignment ▾



Your thoughts on this poster

Due Fri Oct 8, 2021 9:56 am HKT

What are your thoughts on this poster? What is the underlying message? What do you think about the slogan? What do you think about the design? Do you like this poster? Is it effective in conveying the intended message?



Open



Edit



Duplicate

Extend

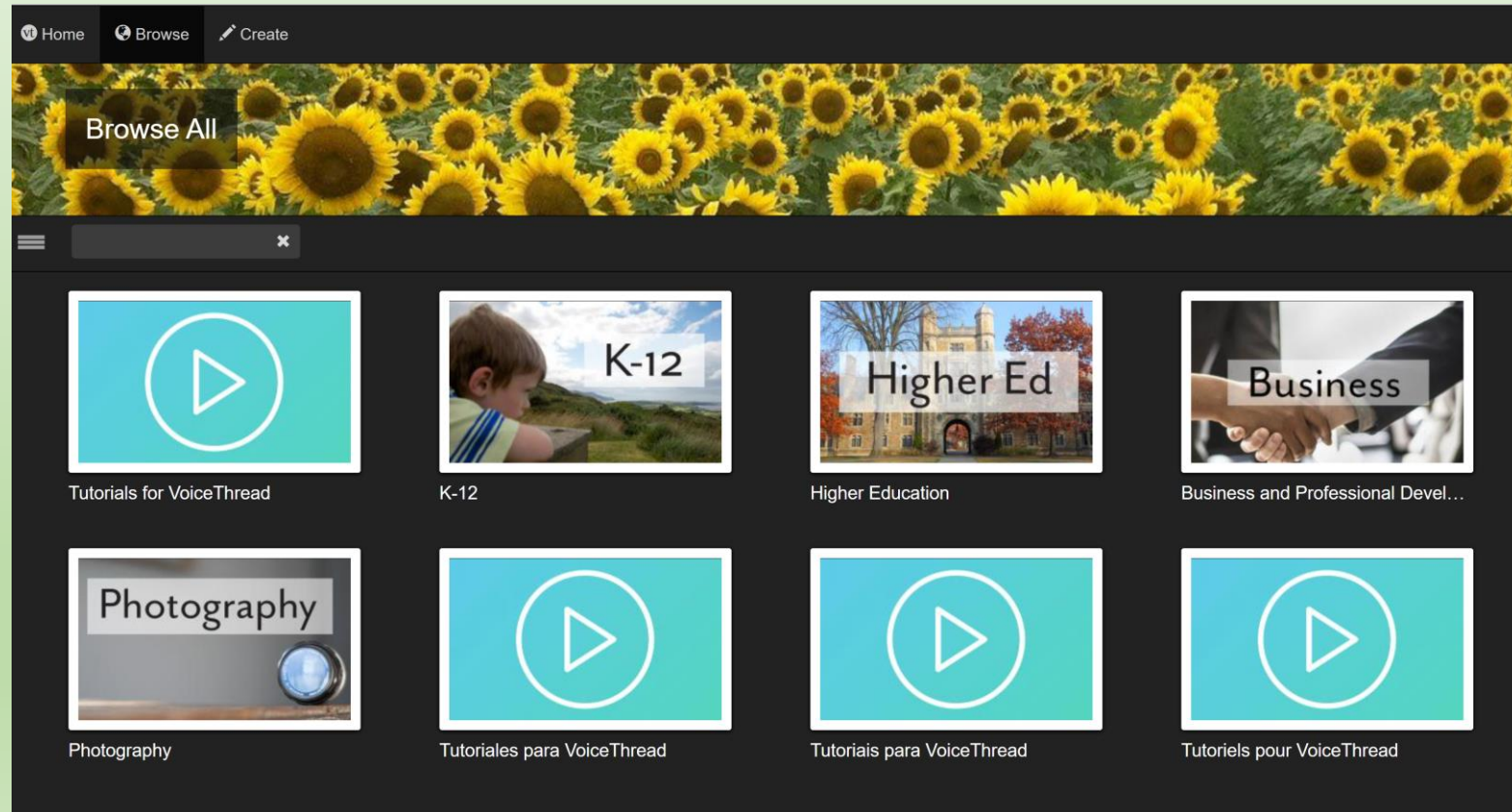


Analytics



Confusion report

Example 5.3 – Voicethread

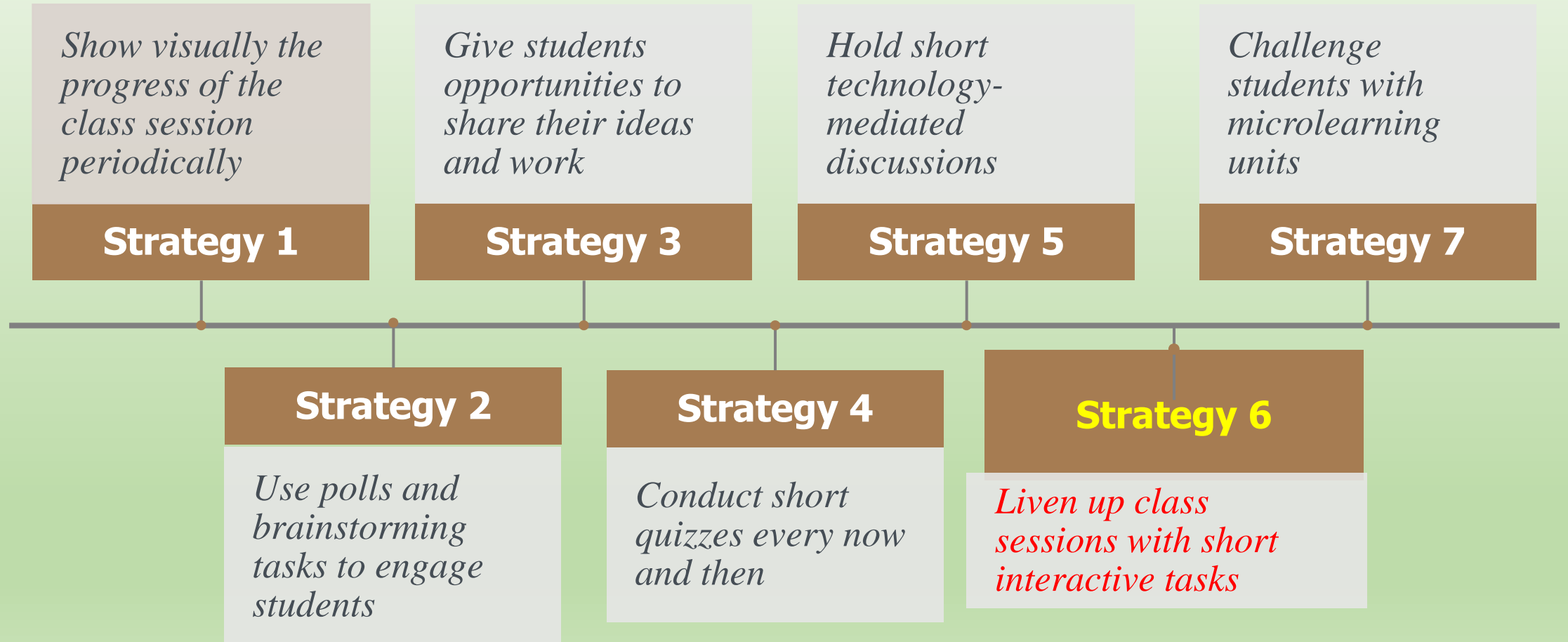


Example 5.3
Voicethread
discussion:



<https://voicethread.com/myvoice/thread/17413352/109902435/102321710>

7 strategies



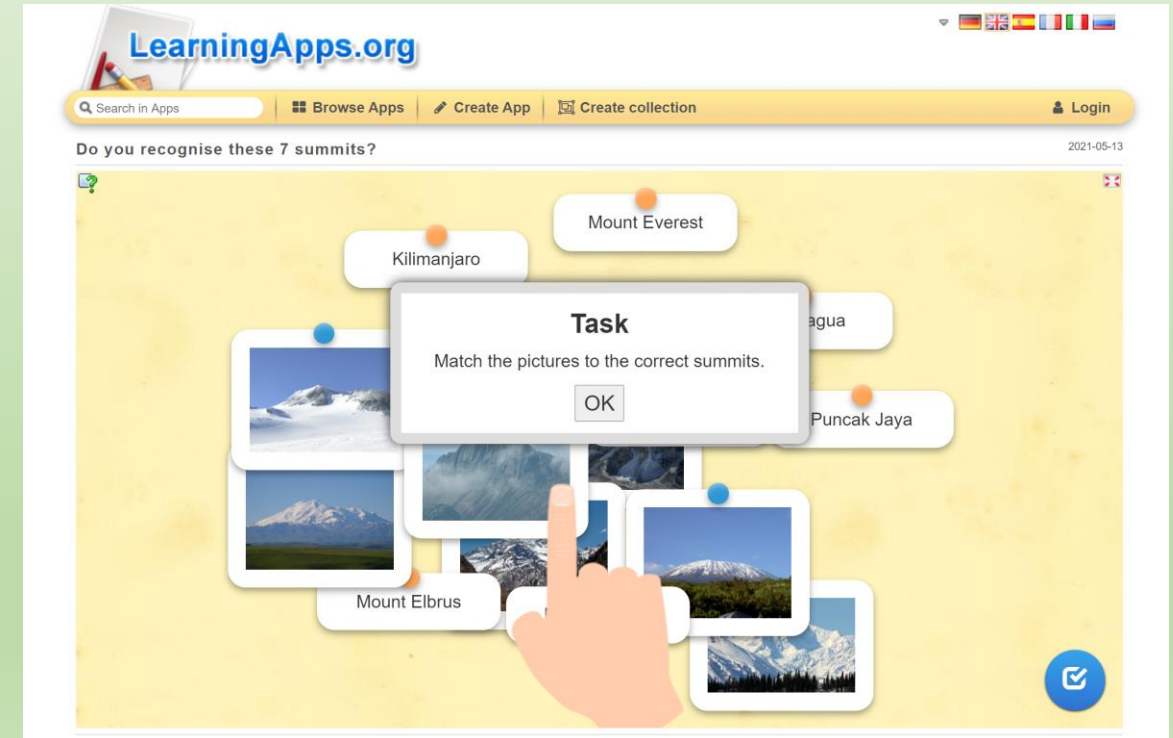


Strategy 6

Liven up class sessions
with short interactive
tasks

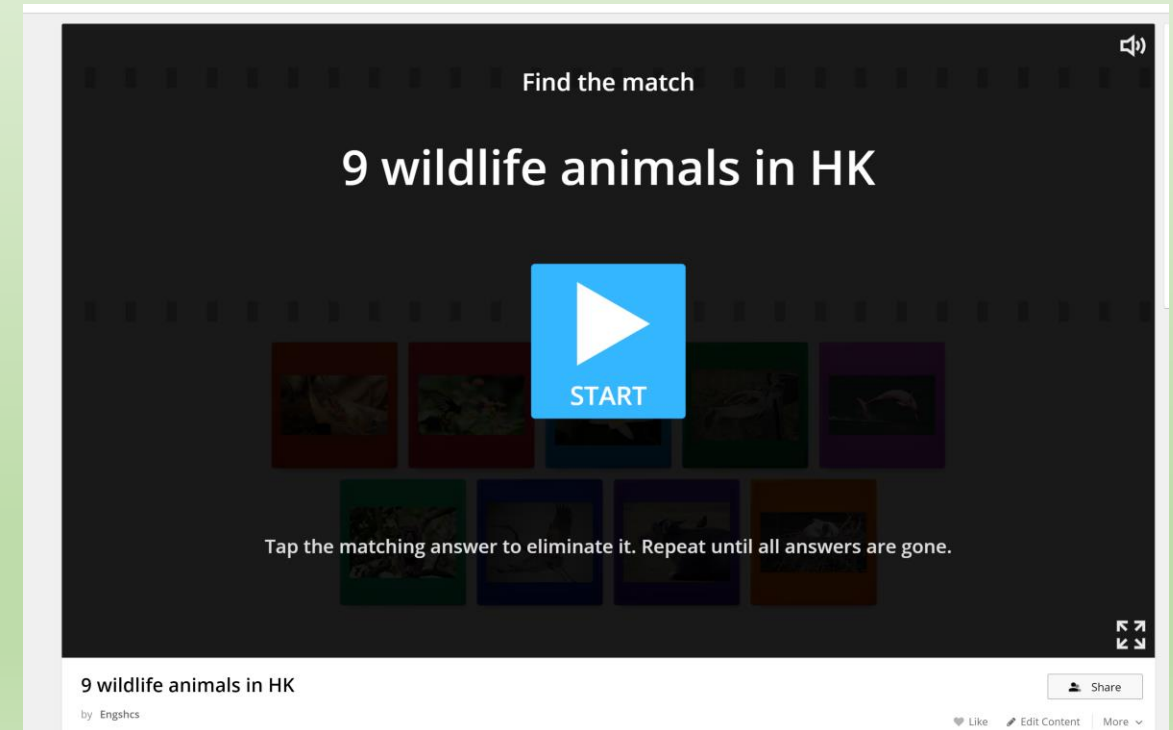
Example 6.1: Learningapps.org: Do you recognise these summits:

<https://learningapps.org/display?v=pv38kut6a21>



Example 6.2: Wordwall: 9 Wildlife animals in HK: Matching pics of wildlife with names:

<https://wordwall.net/resource/16151424>

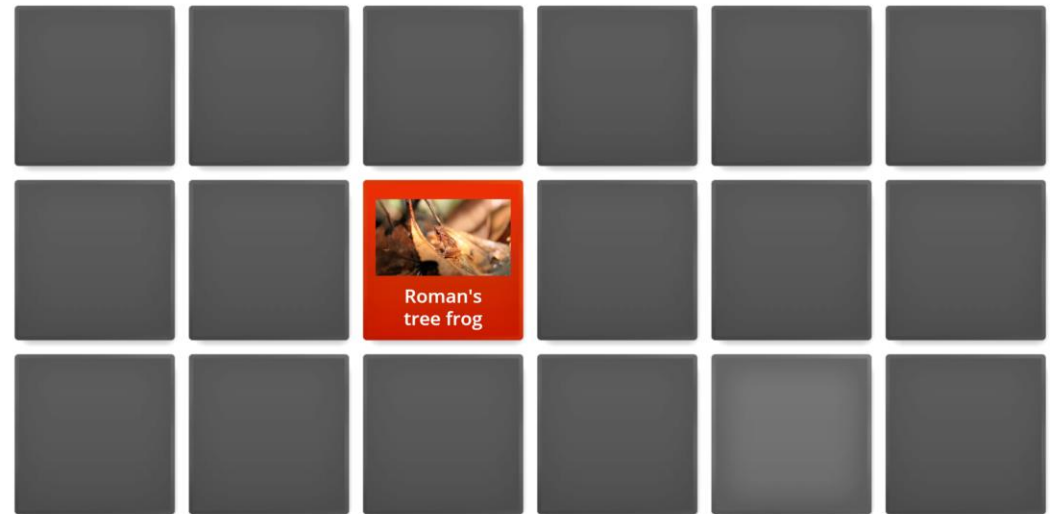


Example 6.3: Wordwall: *just a game*:

Game: <https://wordwall.net/resource/16151233>



0:16



7 Wildlife Animals - Memory Game

by Engshcs

Share

Like Edit Content More



Strategy 7

Challenge students with
microlearning units.

Microlearning units: Features

A short learning sequence (e.g., less than 15 minutes)

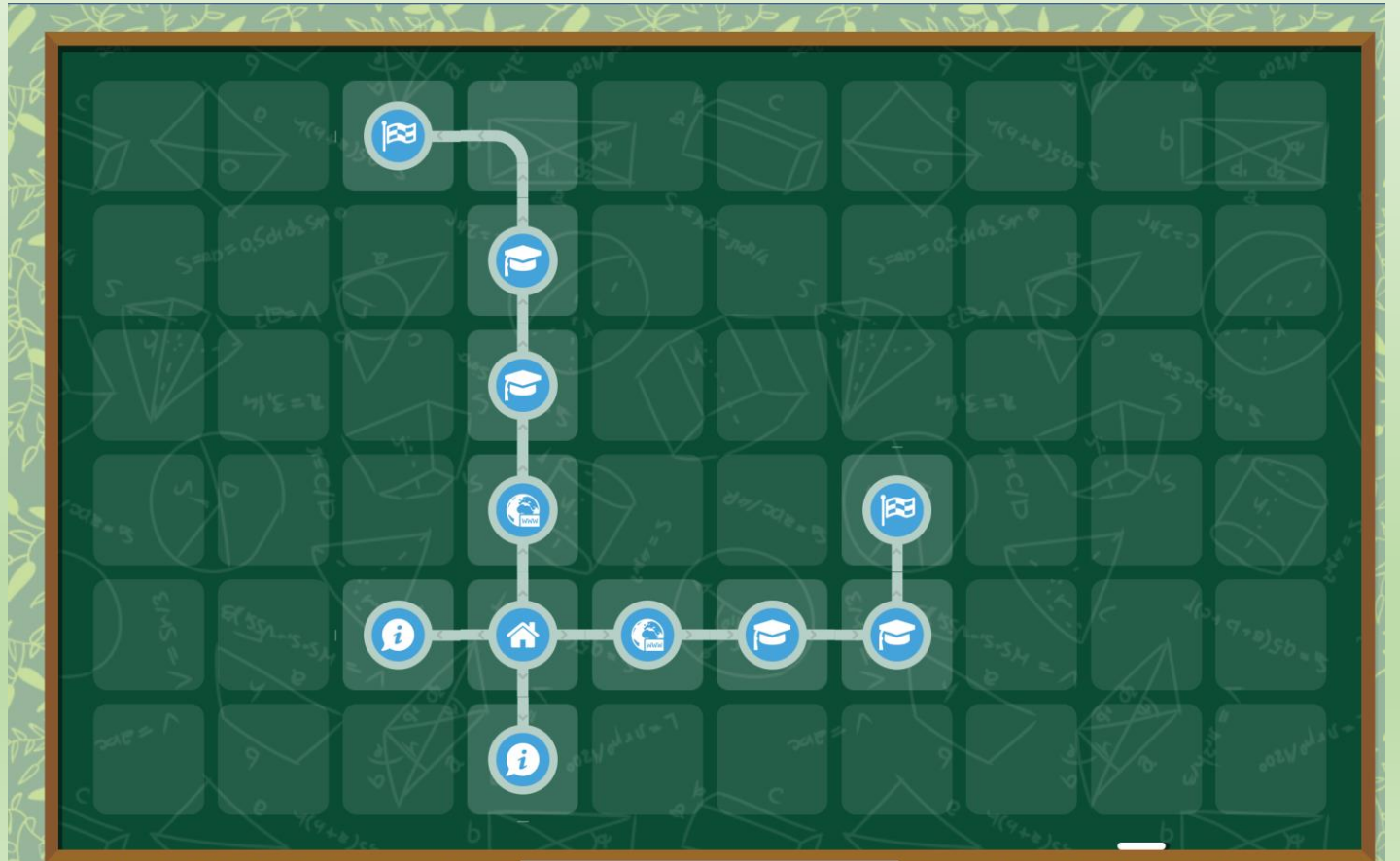
has bite-sized learning content in different modalities (e.g., a webpage; a PPT; a video; a podcast episode)

Content interspersed with quick quiz questions

Several microlearning units can form a larger learning path

Example 7.1: Symbaloo Learning Path: *Wildlife animals in HK*

<https://learningpaths.symbaloo.com/start?accessCode=23551>



Example 7.2: Self-paced Nearpod: *Wonders of the World*

<https://share.nearpod.com/vsph/1telZ3EqMu>



7 strategies

Strategy 1	<i>Show visually the progress of the class session periodically</i>
Strategy 2	<i>Use polls and brainstorming tasks to engage students</i>
Strategy 3	<i>Give students opportunities to share their ideas and work</i>
Strategy 4	<i>Conduct short quizzes every now and then</i>
Strategy 5	<i>Hold short technology-mediated discussions</i>
Strategy 6	<i>Liven up class sessions with short interactive tasks</i>
Strategy 7	<i>Challenge students with microlearning units</i>



Episode 2: Zoom to Adobe Rush



Watch later



Share

Instead of
building better lectures

Focus on
**building better
learning experiences**

MORE VIDEOS



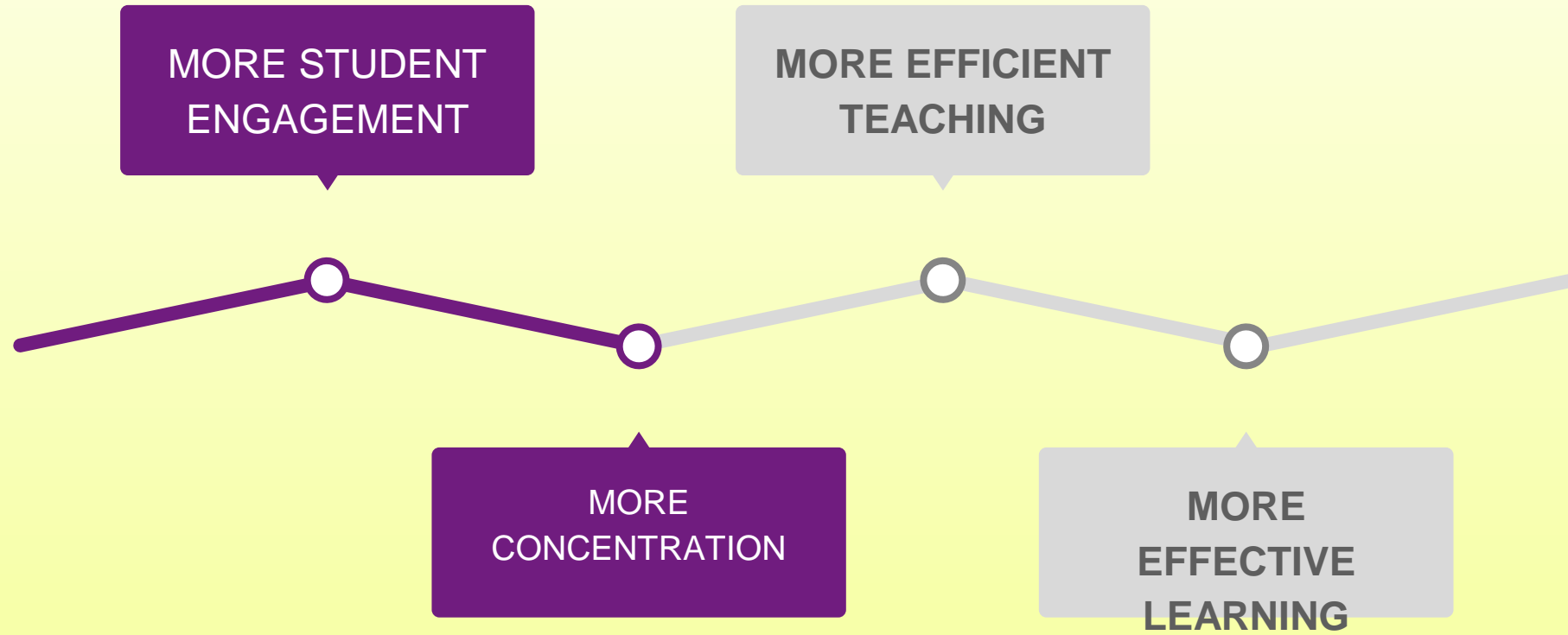
1:13 / 17:47



YouTube



Good news



[illegible]